

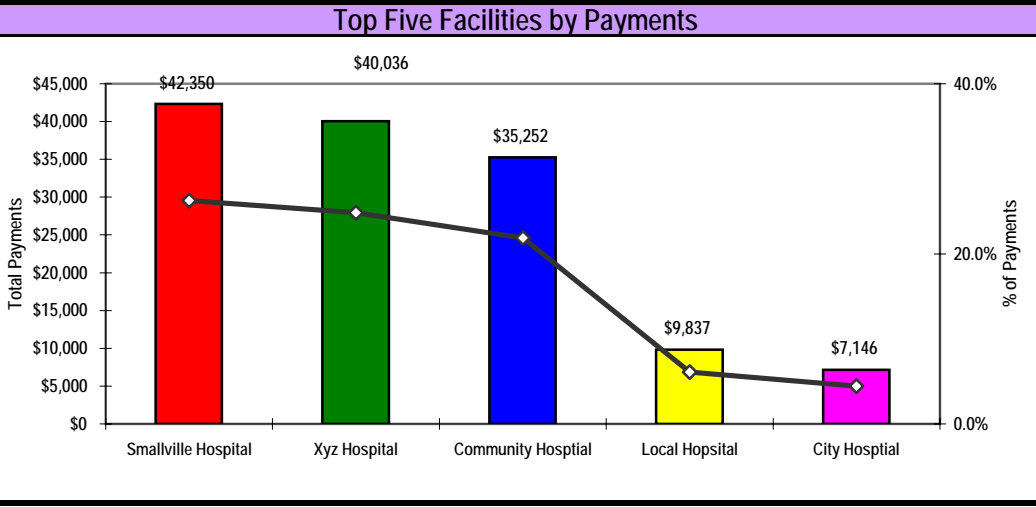
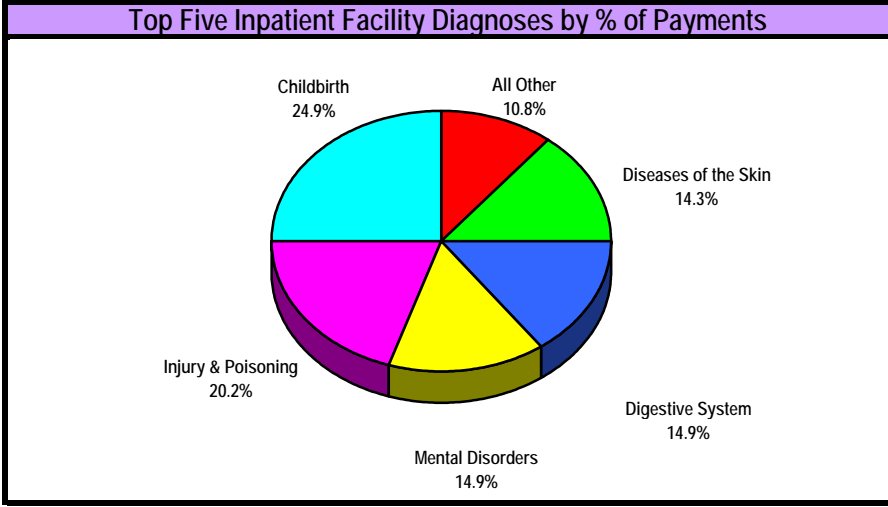
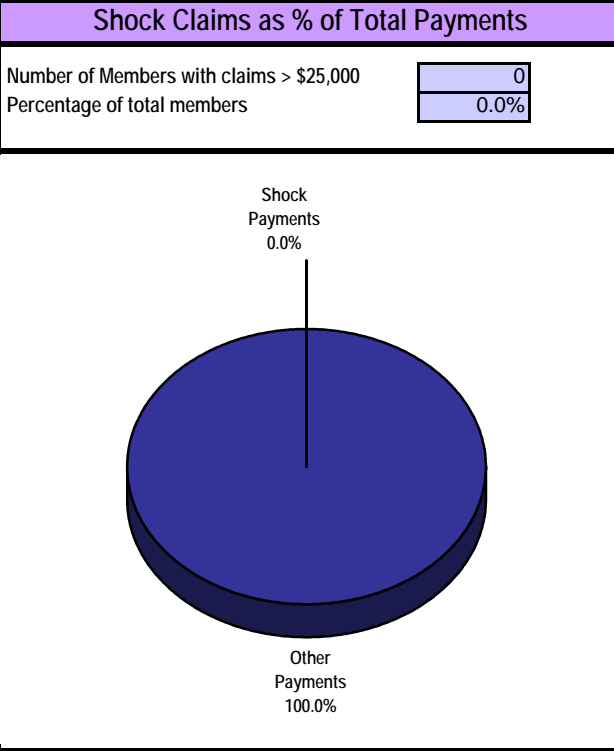
**Fastfacts: One Time Period**



Company: ABC Sample Company  
 Time Period: 01/01/2005 - 03/31/2005

Enrollment, Payments and Savings	
<b>Enrollment</b>	
Contracts	312
Total Members	751
Members per Contract	2
Average Age of Members	34
<b>Payments by Claim Type</b>	
Inpatient Facility	\$66,347
Outpatient Facility	\$94,874
Professional	\$118,476
Supplemental Medical/Drug	\$62,019
<b>Total Payments</b>	<b>\$341,717</b>
<b>Savings</b>	
Differential*	46.2%
Professional*	43.4%
Medicare/Coordination of Benefits**	0.0%
* Percent of facility/professional charges	
** Percent of total charges	

Utilization Statistics				
Claim Type	Statistic	Group	Norm	% Difference
<b>All Claims</b>	Payment/Member	\$1,820	\$2,636	-45%
	Payment/Contract	\$4,381	\$5,805	-32%
<b>Inpatient Facility</b>	Admissions/1,000	64	80	-25%
	Average Length of Stay	2.33	3.30	-42%
	Days/1,000	149	264	-77%
	Payment/Admission	\$5,529	\$7,310	-32%
	Payment/Day	\$2,370	N/A	N/A
<b>Outpatient Facility</b>	Payment/Member	\$353	\$584	-65%
	Services/1,000	1,071	5,550.2	-418%
	Payment/Service	\$472	\$117	75%
<b>Professional</b>	Payment/Member	\$505	\$652	-29%
	Services/1,000	14,152	17,460	-23%
	Payment/Service	\$45	\$53	-17%
<b>Supp Medical/Drug</b>	Payment/Member	\$631	\$921	-46%
	Services/1,000	6,360	N/A	N/A
	Payment/Service	\$52	N/A	N/A
	Payment/Member	\$330	N/A	N/A



Note: All statistics that include membership have been annualized.

# One Period Analysis

ABC Sample Company

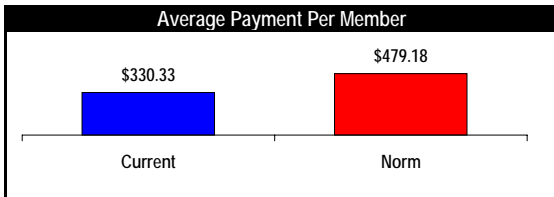
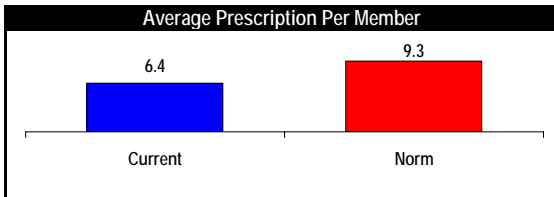
Client: #1234

Claims Paid 01/01/2005 - 03/31/2005

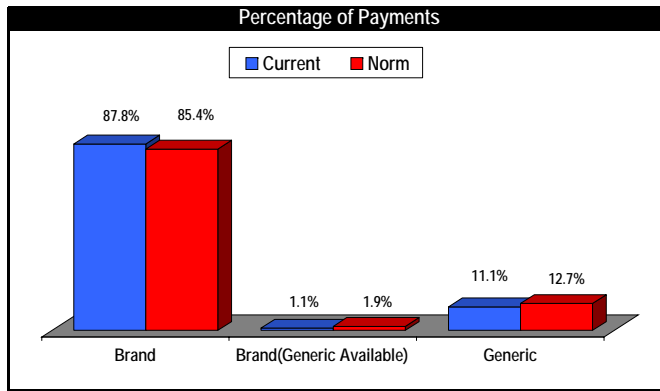
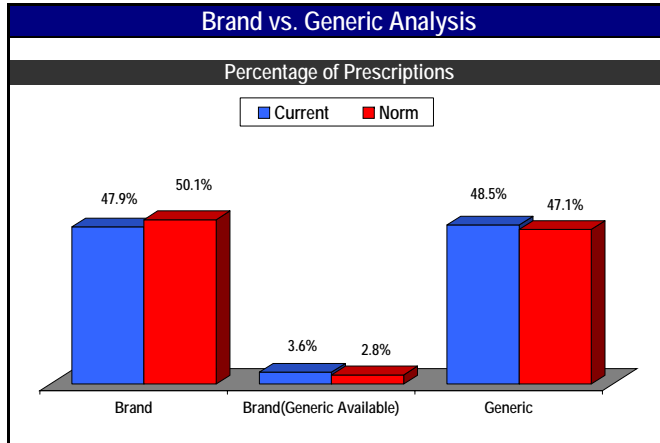
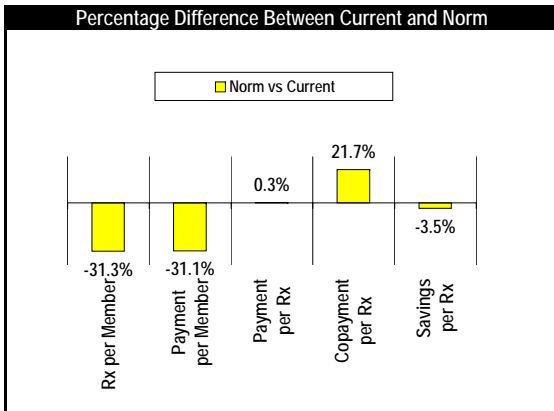
## Drug Usage Summary Report



Utilization and Cost Analysis	
Summary Statistics	
Members	751
Prescriptions (Rx)	1,194
Charges	\$109,318.08
Payments	\$62,018.59
Employee Cost Sharing	\$22,185.23
Contractual Savings	\$26,533.85



Average Prescription Statistics		
	Current	Norm
Payment per Rx	\$51.94	\$51.80
Copayment per Rx	\$18.58	\$15.27
Savings per Rx	\$22.22	\$23.02



Average Prescription Statistics				
	Payment per Rx	Charge per Rx	Average Copay	Savings per Rx
<b>Current</b>				
Brand	\$95.19	\$144.59	\$26.99	\$23.46
Brand(Generic Available)	\$15.72	\$44.70	\$30.50	\$4.77
Generic	\$11.91	\$42.64	\$9.39	\$22.30
<b>Norm</b>				
Brand	\$88.29	\$132.80	\$21.85	\$22.07
Brand(Generic Available)	\$34.89	\$71.49	\$20.59	\$10.72
Generic	\$13.98	\$43.79	\$7.96	\$24.76

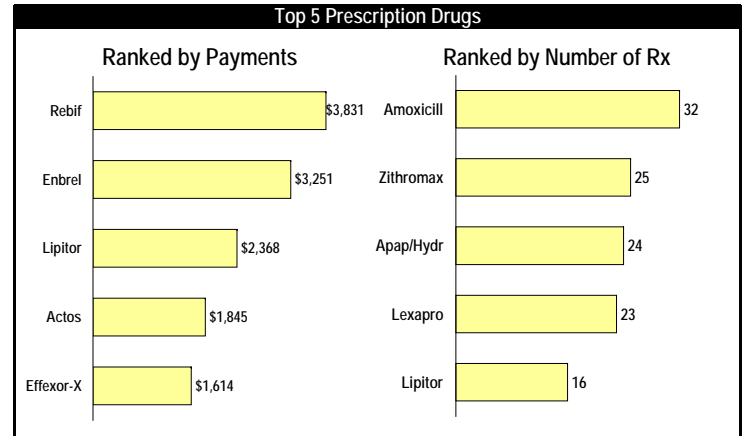
**Prescription Analysis**

Top 5 Prescription Drugs Ranked by % of Payments

Drug Name	Payment per Rx	% of Rx	% Payments	Norm % of Rx	Norm % Payments
Rebif	\$3,831.10	0.1%	6.2%	0.0%	0.3%
Enbrel	\$3,251.32	0.1%	5.2%	0.1%	1.6%
Lipitor	\$148.02	1.3%	3.8%	2.4%	4.4%
Actos	\$307.53	0.5%	3.0%	0.3%	1.2%
Effexor-Xr	\$161.40	0.8%	2.6%	0.8%	1.9%

Top 5 Prescription Drugs Ranked by Number of Prescriptions

Drug Name	Payment per Rx	% of Rx	% Payments	Norm % of Rx	Norm % Payments
Amoxicillin	\$1.23	2.7%	0.1%	1.4%	0.0%
Zithromax Z-Pak	\$25.31	2.1%	1.0%	1.1%	0.5%
Apap/Hydrocodone Bitartrate	\$0.87	2.0%	0.0%	2.3%	0.2%
Lexapro	\$63.25	1.9%	2.3%	0.9%	1.0%
Lipitor	\$148.02	1.3%	3.8%	2.4%	4.4%



Top 5 Therapeutic Drug Classes Ranked by % of Payments

Type of Drug	Payment per Rx	% of Rx	% Payments	Norm % of Rx	Norm % Payments
Central Nervous System	\$57.70	22.9%	25.5%	22.9%	23.5%
Cardiovascular Agents	\$46.87	16.2%	14.7%	18.5%	17.8%
Hormones & Synthetic Subst	\$45.15	14.5%	12.6%	15.7%	11.9%
Anti-Infective Agents	\$29.89	15.6%	9.0%	10.9%	7.6%
Gastrointestinal Drugs	\$111.45	3.4%	7.4%	5.0%	11.2%

**Mail Order vs. Retail Analysis**

Type of Prescription	Payment per Rx	% of Rx	% Payments	Norm % of Rx	Norm % Payments
Retail	\$34.77	87.5%	58.6%	89.0%	70.1%
Mail Order	\$172.36	12.5%	41.4%	10.9%	29.8%